



Technical Datasheet

3M™ Reusable Half Face Respirator 7500 Series

Main Features

3M™ 7500 Series Respirators have set a new standard in comfort. The exhalation valve provides increased durability and is easy to keep clean. Reduced breathing resistance helps to minimise heat built-up in the mask and increases your comfort. Available in three sizes, all respirators have the 3M bayonet connection system allowing connection to a broad range of twin lightweight filters to protect against gases, vapours and particulates depending on your individual needs. The mask can also be used with the 3M™ Supplied-Air System SA-2000 for increased convenience and flexibility.

The main features include:

- Durable, reusable half face respirator with full maintenance program available.
- Soft silicone material reduces pressure/ tension on face for added comfort during long periods of work.
- Flexible System (gas / vapour and / or particulate filters plus Supplied-Air option).
- Exhalation valve ensures easier breathing while reducing heat and moisture build-up. It also eliminates valve vibration for easier communication.
- Downward direction of exhalation air reduces fogging when using grinding and welding shields.
- Twin filter design provides lower breathing resistance, a more balanced fit, and improves field of vision.
- New adjustable head harness and yoke design provides greater stability.
- Easy and secure fitting with drop-down feature for added convenience.
- Head harness designed to accommodate other PPE, including grinding or welding shields and the 3M Eyewear range.
- Safe, secure bayonet filter attachment system with cost effective replacement filters.
- 3 sizes (small - 7501, medium - 7502, large - 7503).
- Colour coded sizes for easier identification.
- Nominal Face piece weight: 130-140 grams.

Applications

The 7500 Series Respirators can be used with a variety of different filter options:

Gas and Vapour Filters only: The filters generally protect against either single or multiple contaminant type(s).

- The **6000 Series** filters fit directly onto the respirator except for the 6098 and 6099.

Particulate filters only: These filters provide protection against solid and non-volatile liquid particles.

- The **2000 Series** particulate filters fit directly onto the respirator.
- The 6035 & 6038 are encapsulated P3 filters, which fit directly onto the respirator.







Combination of Gas & Vapour and Particulate filters:

- The **5000 Series** particulate filters can be used with **6000 Series** Gas and Vapour filters using 501 retainers excluding the 6035, 6038, 6096, 6098 and 6099.
- The 6096 has Particulate filter media integrated with the Gas and Vapour cartridge.
- The 6038 is an encapsulated particulate filter with a layer of carbon for low capacity gas protection.




Supplied-Air mode: All filters can be used with SA-2100 Supplied Air Regulator except for the 5925, 6098 and 6099 filters.



Gas and Vapour Filters:

FILTER	IMAGE	STANDARD	CLASS	HAZARD	SUGGESTED INDUSTRY EXAMPLES
6051 6055		AS/NZS 1716:2003	A1 A2	Organic Vapours (b. pt. > 65°C)	<ul style="list-style-type: none"> - Anywhere conventional paints are used (non-isocyanates, subject to usage conditions) - Vehicle manufacture - Aircraft manufacture and refurbishment - Boat Building - Ink and dye manufacture and use - Adhesive manufacture and use - Paint and varnish manufacture - Resin manufacture and use
6054		AS/NZS 1716:2003	K1	Ammonia & organic ammonia derivatives	<ul style="list-style-type: none"> - Manufacture and Maintenance of refrigeration equipment - Spraying and handling Agrochemicals
6057		AS/NZS 1716:2003	ABE1	Combination organic vapours (b. pt. > 65°C), inorganic & acid gases	As for 6051, but including: <ul style="list-style-type: none"> - Electrolytic processes - Acid Cleaning - Metal Pickling - Metal Etching
6059		AS/NZS 1716:2003	ABEK1	Combination organic vapours, (b. pt. > 65°C), inorganic & acid gases & Ammonia	As for 6057 & 6054
6075		AS/NZS 1716:2003	A1 + Formaldehyde	Organic Vapours (b. pt. > 65°C) & Formaldehyde	As 6051 but also: <ul style="list-style-type: none"> - Hospitals and Laboratories - MDF manufacturing
6096		AS/NZS 1716:2003	A1HgP3	Organic Vapours (b. pt. > 65°C) Mercury vapour, Chlorine & Particulates	<ul style="list-style-type: none"> - Oil & Gas processing - Use of Mercury & Chlorine

Particulate Filters:

FILTER	IMAGE	STANDARD	CLASS	HAZARD	SUGGESTED INDUSTRY EXAMPLES
5925 5935		AS/NZS 1716:2003	P2 P3	Particulates	<ul style="list-style-type: none"> - Pharmaceutical / Powdered Chemicals - Construction / Quarrying - Ceramics / Refractory materials - Foundries - Agriculture - Woodworking - Food Industry
2125 2135		AS/NZS 1716:2003	P2 P3	Particulates	<ul style="list-style-type: none"> - Pharmaceutical / Powdered Chemicals - Construction / Quarrying - Ceramics / Refractory materials - Foundries - Agriculture - Woodworking - Food Industry
2128 2138		AS/NZS 1716:2003	GP2 GP3	Particulates, , Low vapour pressure (<1.3Pa @ 25 degrees Celsius) organic compounds, Ozone & nuisance levels of Organic Vapours & Acid Gases	<ul style="list-style-type: none"> - Welding - Paper Industry - Brewing - Chemical Processing - Agriculture - Inks and Dyes
6035		AS/NZS 1716:2003	P3	Particulates	<ul style="list-style-type: none"> - Pharmaceutical / Powdered Chemicals - Construction / Quarrying - Ceramics / Refractory materials - Foundries - Agriculture - Woodworking - Food Industry
6038		AS/NZS 1716:2003	P3	Particulates, Hydrogen Fluoride at 30ppm, Nuisance levels of Organic Vapours & Acid Gases	As 6035 but also: <ul style="list-style-type: none"> - Aluminium smelting - Mining

Approvals

These respirators have been produced to comply with the requirements of the Australian /New Zealand Standard AS/NZS 1716:2003 under an agreed production certification scheme operated during manufacture in accordance with the SAI Global StandardsMark programme.

The 3M 7500 Series Respirators and 6000/5000/2000 Series Filters have been shown to meet the Basic Safety Requirements under Article 10 and 11 B of the European Community Directive 89/686/EEC, and are thus CE-marked. These products were examined at the design stage by: BSI Product Services, Kitemark House, Maylands Avenue, Hemel Hempstead, Herts, HP2 4SQ, England (Notified Body 0086).

Standards

These products have been tested to the relevant Australian/New Zealand and European Standards:

- 7500 Series Half Face Respirators to AS/NZS 1716:2003 , EN140:1998.
- 6000 Series Gas and Vapour filters to AS/NZS 1716:2003, EN14387:2004 + A1:2008
- 2000 and 5000 Series and 6035, 6038 Particulate filters to AS/ NZS 1716:2003, EN143: 2000 / A1:2006.

Correct Usage

When the 7500 Series Half Face Respirator is fitted with Gas & Vapour Filters:

- 6000 Series gas and vapour filters may be used in concentrations of gases or vapours (types specified by 3M) up to 10 x the Exposure Standard (ES) or 1000ppm whichever value is lower.
- 6075 offers protection against organic vapour (as above) and maximum 10ppm formaldehyde only.
- 6000 Series gas and vapour filters should not be used to protect the wearer against a gas or vapour that has poor warning properties (smell or taste).

When the 7500 Series Half Face Respirator is fitted with Particulate Filters:

- 2000, 5000 and 6000 series particulate filters may be used in concentrations of particulates up to 10 x ES.
- 2128 and 2138 filters offer protection against organic compounds with low vapour pressures (<1.3Pa @ 25 degrees celsius) in concentrations up to 10 x ES.
- 2128 and 2138 filters may be used to protect against ozone up to 10 x ES and offers relief from acid gases and organic vapours at levels below the ES.
- 6038 offers protection against a maximum of 30ppm Hydrogen Fluoride and offers relief from ozone, acid gases and organic vapours at levels below the ES.

Cleaning and Storage

Cleaning is recommended after each use.

1. Disassemble by removing the filters, head straps and other parts.
2. Clean and sanitize the respirator (excluding filters) using 3M™ 504 Respirator Cleaning Wipes or immersing in warm cleaning solution and scrubbing with a soft brush until clean. Parts may also be cleaned in a domestic washer.
3. Disinfect respirator by soaking in a solution of quaternary ammonium disinfectant or sodium hypochlorite (30 ML household bleach in 7.5L of water) or other disinfectant.
4. Rinse in fresh, warm water and air-dry in noncontaminated atmospheres.

⚠ **Water temperature should not exceed 50°C.**

⚠ **Do not use cleaning agents that contain lanolin or other oils.**

⚠ **Do not autoclave.**

Maintenance

The 7500 half face respirator must be inspected before each use to ensure it is in proper operating condition. Any damaged or defective part must be replaced before use.

The following procedure is suggested.

1. Check the face seal for cracks, tears and dirt. Examine the inhalation valves for signs of distortion, cracking or tearing.
2. Check that the head straps are intact and have good elasticity.
3. Examine all plastic parts and gaskets for signs of cracking or fatigue and replace if necessary.
4. Remove the exhalation valve cover and examine the exhalation valve and seat for sign of dirt, distortion, cracking, or tearing. Replace the valve if necessary. Secure the valve cover prior to use.

Use Limitations

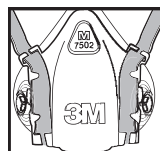
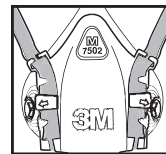
1. These respirators do not supply oxygen. Do not use in oxygen deficient areas*
2. Do not use for respiratory protection against atmospheric contaminants which have poor warning properties, are unknown or immediately dangerous to life and health, or against chemicals which generate high heats of reaction with chemical filters. (The 3M SA-2000 Supplied-Air Respirator System can be used against contaminants with poor warning properties, subject to other use limitations).
3. Do not modify or alter this device.
4. The assembled respirator may not provide a satisfactory face seal with certain physical characteristics (such as beards or large side burns) resulting in leakage between the respirator and the face. The user assumes all risks of bodily injury which may possibly result.
5. Do not use with unknown concentrations of contaminants.
6. Do not use for escape purposes.
7. Leave the work area immediately and check the integrity of the respirator and replace respirator and / or filters if:
 - Damage has occurred or is apparent.
 - Breathing becomes difficult or increased breathing resistance occurs.
 - Dizziness or other distress occurs.
 - You taste or smell the contaminant or an irritation occurs.
8. Store this device in a sealed container away from contaminated areas when not in use.
9. Use strictly in accordance with respirator and filter user instruction leaflet.
10. In case of intended use in explosive atmospheres, contact 3M technical service.

*3M definition minimum 19.5% by volume oxygen

Fitting Instructions

Standard Suspension

1. Adjust head cradle size to fit comfortably on head.
2. Place the respirator over the mouth and nose.
3. Pull the head harness over the crown of the head.



Drop Down Suspension

1. Adjust head harness on face piece as shown.
2. Adjust head cradle size to fit comfortably on head.
3. While holding head harness strap ends with one hand, slide the face piece up onto your face.

Both Types of Suspension

1. Take the bottom straps in both hands, place them at the back of the neck and hook them together.
2. Tighten the top straps first by pulling on ends to achieve a comfortable and secure fit as shown.
3. Tighten bottom straps using the rear adjustments (strap tension may be decreased by pushing out on back side of buckles).



Fit Check

Perform a positive and/or negative pressure face fit check.

Positive pressure Face Fit check (all Filters except 3M™ 6035, 6038 / 2000 Series Filters).

1. Place the palm of the hand over the exhalation valve cover and exhale gently.
2. If the face seal bulges slightly and no air leakage between the face and the face seal is detected, a proper fit has been achieved.
3. If air leakage is detected, reposition the respirator on the face and/or readjust the tension of the strap to eliminate the leakage.
4. Repeat the above face fit check.
5. If you cannot achieve a proper fit, do not enter the contaminated area. See your supervisor.

Negative pressure face fit check (3M™ 6035, 6038 / 2000 Series Filters).

1. Push the filter cover down (6035 and 6038) or press your thumbs into the central indentation of the filters (2000 series), inhale gently and hold your breath for five or ten seconds.
2. If the face seal collapses slightly, a proper fit has been achieved.
3. If air leakage is detected, reposition the respirator on the face and/or readjust the tension of the straps to eliminate the leakage.
4. Repeat the above face fit check.
5. If you cannot achieve a proper fit, do not enter the contaminated area. See your supervisor.

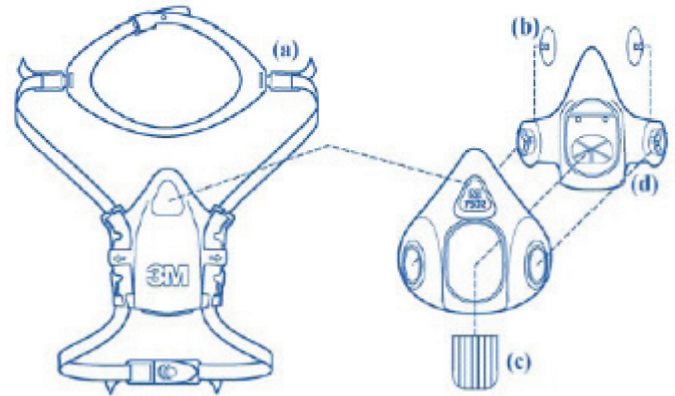
Materials

PART	MATERIAL
Face Seal	Silicone
Head Harness	Polyethylene
Head Strap	Woven polyester/neoprene
Inhalation Valve	Silicone Rubber
Exhalation Valve	Silicone Rubber
Gasket	Silicone Rubber
6000 Filter Body	Polystyrene
Valve Cover (Yoke)	Heat resistant polyester
Filter Holder	Heat resistant polyester
6000 Filter Element	Activated / Treated Carbon
5000 / 2000 Series Filter material	Polypropylene

Spare parts

Due to the range of spare parts available for the 7500 half face respirators, routine maintenance can be conducted with ease.

PART	DESCRIPTION
7580	Replacement Harness straps
7581 (a)	Head harness assembly
7582 (b)	Inhalation Valve
7583 (c)	Exhalation Valve
7586 (d)	Filter Holder
501	Retainer for 5000 Series Filters
504	Respirator Cleaning Wipes
SA-2000	Dual Airline kit



⚠ Respiratory Protection is only effective if it is correctly selected, fitted and worn throughout the time when the wearer is exposed to respiratory contaminants.

3M offers advice on the selection of products, and training in the correct fitting and usage.

For more information on 3M products and services please call the 3M TechAssist Helpline, 3M Australia 1800 024 464



Occupational Health and
Environmental Safety Division
3M Australia Pty Ltd
950 Pacific Highway
Pymble NSW 2073
Phone: 136 136
Fax: 02 9498 9616
TechAssist Helpline: 1800 024 464
E-mail: techassist@mmm.com.au
Website: www.3M.com/au/ohs

Please recycle. © 3M 2010.
All rights reserved.